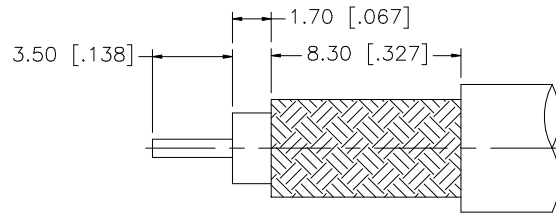
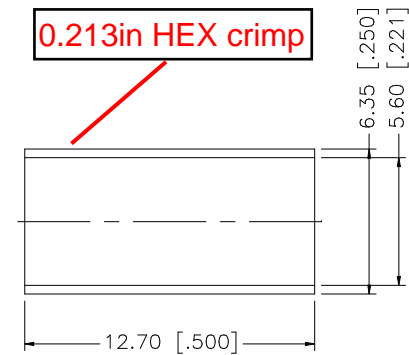
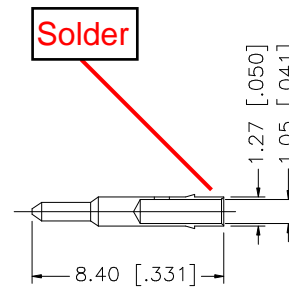
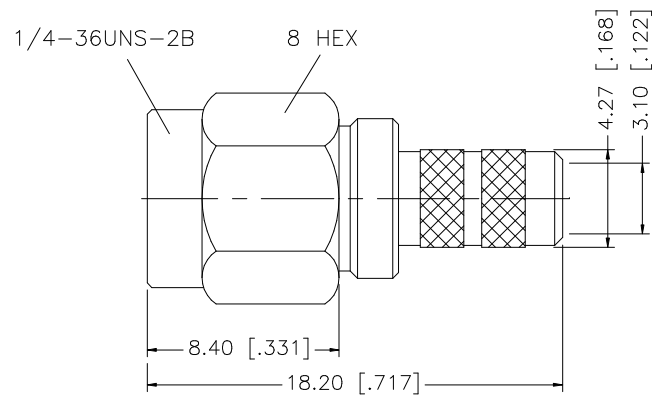


REV.	DATE	DESCRIPTION
A	04/31/03	UPDATE DRAWING FORMAT



RECOMMENDED CABLE STRIPPING DIMENSIONS



**SA-1005**

CRIMP NOTES:

1. CRIMPED FERRULE  
HEX CRIMP SIZE .213"
2. SOLDER CENTER CONTACT

					UNLESS OTHERWISE SPECIFIED DIMENSIONS ARE IN MILLIMETERS. DIMENSIONS IN [ ] ARE IN INCHES AND FOR CUSTOMER REFERENCE ONLY.	APPROVALS	DATE	<h1 style="color: blue; margin: 0;">Amphenol Connex</h1>					
8					UNLESS OTHERWISE SPECIFIED TOLERANCES FOR MILLIMETERS ARE: 0.5 - 8mm ± 0.20mm 8 - 30mm ± 0.40mm 30 - 120mm ± 0.50mm  UNLESS OTHERWISE SPECIFIED TOLERANCES FOR INCHES ARE: .020 - .315 = ± 0.007" .315 - 1.180 = ± 0.015" 1.180 - 4.724 = ± 0.020"	DRAWN	G.R.S.					04/31/03	<b style="color: blue; font-size: 1.2em;">SMA CRIMP PLUG</b> <b>(FOR RG-55/U, 142A/U, 223/U, <u>400/U</u>)</b>
7						CHECKED			PART DESCRIPTION <b>132195</b>				
6	FERRULE	COPPER	GOLD	1		ISSUED							PART NO. <b>132195</b>
5	GASKET	SILICONE	RED	1	SHEET	1 OF 1		DWG. NO. 132195.DWG					
4	RETAINER RING	BER. COPPER	NATURAL	1	CAD FILE		C:/132/132195.DWG					REV.	A
3	CONTACT PIN	BRASS	GOLD	1	DO NOT SCALE DRAWING								
2	INSULATOR	TEFLON	NATURAL	1									
1	BODY	BRASS	GOLD	1									
DESCRIPTION					MATERIAL	FINISH	QTY						